

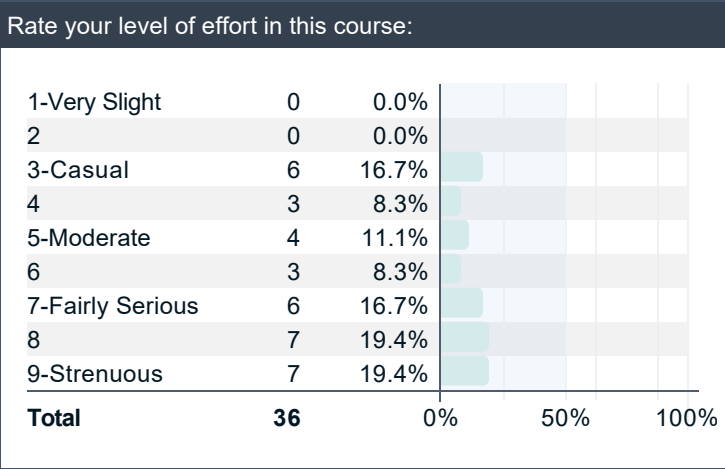
Tyler Porter
ECON 103-02 Probability and Statistics
Fall 2024

Raters	Students
Responded	37
Invited	51
Response Ratio	72.5%

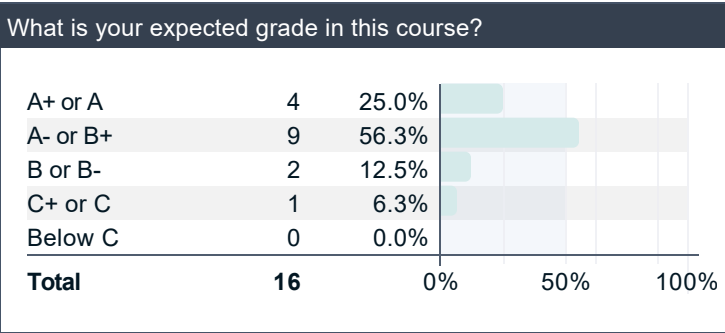
Course Evaluation Form

This form is intended to help instructors identify areas of strength and weakness in their teaching. Results are also utilized for the purpose of performance review. Please keep these objectives in mind as you provide your responses.

Rate your level of effort in this course:



What is your expected grade in this course?



Please rate the overall quality of:

1. The Course				2. The Teaching			
1-Poor	0	0.0%		1-Poor	0	0.0%	
2	0	0.0%		2	0	0.0%	
3-Fair	1	2.8%		3-Fair	1	2.7%	
4	1	2.8%		4	1	2.7%	
5-Good	3	8.3%		5-Good	3	8.1%	
6	9	25.0%		6	7	18.9%	
7-Outstanding	5	13.9%		7-Outstanding	1	2.7%	
8	3	8.3%		8	7	18.9%	
9-Exceptional	14	38.9%		9-Exceptional	17	45.9%	
Total	36		0% 50% 100%	Total	37		0% 50% 100%

Please rate the course and the instructor on the following criteria:

1. I knew what was expected of me in this course.				2. The assignments were a useful part of the course.			
1-Strongly Disagree	0	0.0%		1-Strongly Disagree	0	0.0%	
2	0	0.0%		2	0	0.0%	
3-Disagree	2	5.4%		3-Disagree	1	2.7%	
4	0	0.0%		4	1	2.7%	
5-Neither Agree nor Disagree	5	13.5%		5-Neither Agree nor Disagree	1	2.7%	
6	1	2.7%		6	2	5.4%	
7-Agree	6	16.2%		7-Agree	5	13.5%	
8	5	13.5%		8	8	21.6%	
9-Strongly Agree	18	48.6%		9-Strongly Agree	19	51.4%	
Total	37		0% 50% 100%	Total	37		0% 50% 100%

3. There was a clear connection between instruction and assessment.				4. Instructor conveyed enthusiasm for the subject.			
1-Strongly Disagree	0	0.0%		1-Strongly Disagree	0	0.0%	
2	1	2.8%		2	0	0.0%	
3-Disagree	0	0.0%		3-Disagree	0	0.0%	
4	1	2.8%		4	1	2.8%	
5-Neither Agree nor Disagree	4	11.1%		5-Neither Agree nor Disagree	1	2.8%	
6	4	11.1%		6	1	2.8%	
7-Agree	3	8.3%		7-Agree	4	11.1%	
8	6	16.7%		8	5	13.9%	
9-Strongly Agree	17	47.2%		9-Strongly Agree	24	66.7%	
Total	36		0% 50% 100%	Total	36		0% 50% 100%

5. Instructor communicated knowledge effectively.					6. Instructor treated students with respect.				
1-Strongly Disagree	0	0.0%			1-Strongly Disagree	0	0.0%		
2	0	0.0%			2	0	0.0%		
3-Disagree	1	2.7%			3-Disagree	0	0.0%		
4	1	2.7%			4	0	0.0%		
5-Neither Agree nor Disagree	6	16.2%			5-Neither Agree nor Disagree	2	5.4%		
6	2	5.4%			6	0	0.0%		
7-Agree	3	8.1%			7-Agree	1	2.7%		
8	6	16.2%			8	5	13.5%		
9-Strongly Agree	18	48.6%			9-Strongly Agree	29	78.4%		
Total	37		0%	50%100%	Total	37		0%	50%100%

7. Instructor was accessible outside of class.					8. My understanding/ skills grew as a result of this course.				
1-Strongly Disagree	0	0.0%			1-Strongly Disagree	0	0.0%		
2	0	0.0%			2	0	0.0%		
3-Disagree	0	0.0%			3-Disagree	0	0.0%		
4	0	0.0%			4	1	2.7%		
5-Neither Agree nor Disagree	1	2.8%			5-Neither Agree nor Disagree	5	13.5%		
6	0	0.0%			6	3	8.1%		
7-Agree	1	2.8%			7-Agree	6	16.2%		
8	6	16.7%			8	5	13.5%		
9-Strongly Agree	28	77.8%			9-Strongly Agree	17	45.9%		
Total	36		0%	50%100%	Total	37		0%	50%100%

Rate your level of effort in this course:

Question	Course				Class Size (50+)				Division of Course (2)			
	Response Count	Mean	Standard Deviation	Median	Response Count	Mean	Standard Deviation	Median	Response Count	Mean	Standard Deviation	Median
Rate your level of effort in this course:	36	6.36	2.15	7.00	772	6.59	2.01	7.00	3777	6.89	1.59	7.00

What is your expected grade in this course?

Question	Course				Class Size (50+)				Division of Course (2)			
	Response Count	Mean	Standard Deviation	Median	Response Count	Mean	Standard Deviation	Median	Response Count	Mean	Standard Deviation	Median
What is your expected grade in this course?	16	2.00	0.82	2.00	613	1.93	0.87	2.00	3378	1.61	0.70	1.00

Please rate the overall quality of:

Question	Course				Class Size (50+)				Division of Course (2)			
	Response Count	Mean	Standard Deviation	Median	Response Count	Mean	Standard Deviation	Median	Response Count	Mean	Standard Deviation	Median
The Course	36	7.25	1.71	7.00	775	7.17	1.68	7.00	3733	7.35	1.66	8.00
The Teaching	37	7.57	1.72	8.00	770	7.24	1.85	8.00	3723	7.55	1.76	8.00

Please rate the course and the instructor on the following criteria:

Question	Course				Class Size (50+)				Division of Course (2)			
	Response Count	Mean	Standard Deviation	Median	Response Count	Mean	Standard Deviation	Median	Response Count	Mean	Standard Deviation	Median
I knew what was expected of me in this course.	37	7.59	1.80	8.00	778	7.70	1.65	8.00	3763	7.81	1.51	8.00
The assignments were a useful part of the course.	37	7.95	1.51	9.00	760	7.73	1.51	8.00	3714	7.88	1.45	8.00
There was a clear connection between instruction and assessment.	36	7.56	1.83	8.00	744	7.71	1.59	8.00	3671	7.94	1.49	9.00
Instructor conveyed enthusiasm for the subject.	36	8.31	1.24	9.00	773	8.31	1.19	9.00	3733	8.49	1.06	9.00
Instructor communicated knowledge effectively.	37	7.57	1.80	8.00	776	7.66	1.70	8.00	3738	7.99	1.55	9.00
Instructor treated students	37	8.59	0.98	9.00	776	8.15	1.42	9.00	3747	8.55	1.04	9.00

Question	Course				Class Size (50+)				Division of Course (2)			
	Response Count	Mean	Standard Deviation	Median	Response Count	Mean	Standard Deviation	Median	Response Count	Mean	Standard Deviation	Median
with respect.												
Instructor was accessible outside of class.	36	8.67	0.79	9.00	733	7.80	1.58	8.00	3669	8.22	1.30	9.00
My understanding/skills grew as a result of this course.	37	7.62	1.59	8.00	778	7.81	1.59	8.00	3744	8.09	1.38	9.00

Please comment on the strengths and weaknesses of the course.

Comments
Just really short time frame for a lot of information, sometimes feels like we're rushing, but super interesting and helpful material, problem sets properly prepare you, course is organized very well
<p>Strengths:</p> <ul style="list-style-type: none"> – Great Time – Emailed quick – Able to learn <p>Weakness:</p> <ul style="list-style-type: none"> – NONE.
The course page was easily navigable. At moments in the course I thought that the points made in lectures could have been contextualized or possibly clarified visually as apposed to purely numerically.
ECON103 was a great introductory statistics courses with a focus on economics. The course was well structured to equip me with statistical skills without backing it up with too much calculus.
Good lectures and very flexible schedule. I like the mini project component and think it is a cool way to engage with the material, however, I had hoped it would be a bigger part of the course. For something so interesting it accounts for so little of the final grade that not many are too inclined to dig deep in it in my opinion.
Both: A lot of information for half a semester
Professor Porter has done a really good job of making sure the problem sets are a really helpful and important part of this course. I would say the weaknesses are really just that in one quarter there isn't a lot of time to get to a lot of stats.
Class was a strength in this course as well as the problem sets.
The strength is that a ton of economic theory reappears from high school.
Weakness– There was a lot of moments where I was lost just due to the length of the material.
The course has helped me understand the economic world in a more mathematical way that I haven't seen before.
The class was very engaging and all the material was explained perfectly
Very easy class to follow
I think the course is very straightforward with very straightforward assignments.
The course was really helpful in teaching everything we needed for ECON 300 and statistics overall, but I feel like the quarterly structure and pass/fail grading system makes this class a little weak in my opinion.
Material is relatively simple to grasp but is often presented confusingly.
I think that the course was very well organized. I found no significant weaknesses.
The course hits all essential points of the subject.
A little bit unorganized because of multiple different sections with different teachers.
Strengths: covers a lot of content
Weaknesses: not enough time spent on each topic
I think the course went by really fast and there could have been a textbook to refer to or slides easily accessible before each day.
A strength of the course was that it was pass/fail. As an introduction to Econ course this aspect made the class less stressful and a good way to find out if continuing with the Econ major was something that interested the students without the burden of stressing about grades. A weakness of the course was that it is very noted heavy, personally I learn better when engaging with other students and solving problems collaboratively.
Id love to have been able to take this course for a grade, but that was not an option.
The proofs allowed us to understand the subject matter more representably, but it also allowed for some discourse and misunderstandings to happen. Once everything was put together towards the end of the quarter it made more sense.
The class was very detailed but lacked conciseness. I feel that we learned certain material that didn't matter (like proofs or formulas) and didn't get enough practice on the material. The lectures were a lot of writing but didn't have enough applicable information. I would've liked slower lessons on important material rather than fast ones covering material that wasn't very important.
Interesting course material with real world applications

Please comment on the strengths and weaknesses of the teaching.

Comments

Comments
pretty engaging just moves pretty quick, sometimes difficult to make the content interesting when statistics and probability is in general just tedious repetitive work, could just be my pov on the material though. he is great 1 on 1, super good about feedback, provides very good clear cut examples for concepts, if you need help he will ALWAYS find a way to help you. expectations are clear cut and obvious, very good to make sure you arent stressed by material, nice guy
<p>Strengths:</p> <ul style="list-style-type: none"> – Great Time – Emailed quick – Able to learn <p>Weakness:</p> <ul style="list-style-type: none"> – NONE.
The teacher was receptive and kind. Questions were answered in an understandable way.
Professor Porter was a great instructor who showed enthusiasm for the subject during class. His explanations were enough for me to understand the class material
The lectures were good, and enthusiastic. Professor Porter was also very respectful and responds to questions with great detail.
Very informative, but sometimes rushed for a moment or two
I really enjoyed going to this class, I took a class with Professor Porter last quarter and the quality of instruction did not fall off at all. He made it easy to understand the material and is very understanding. I have never taken a statistics class and I was very worried I would struggle to understand the content, but I was very happy when the professor kept everything in the class clear and concise.
Professor Porter is, in my opinion, an amazing teacher. He communicates clearly and makes sure that everyone is on the same page. If anything, the one weakness would be the white board. So much is written down in this class and the whiteboard can get dirty and it hurts but the one time this affected class, he addressed it and posted notes on Moodle to make sure everyone had what they needed.
One of the best econ teachers in the school.
<p>Strength is that Professor Porter is incredibly passionate.</p> <p>Weakness– He moves way too fast for students to understand anything that were learning. I would highly HIGHLY recommend a different teaching style, more like give the student a packet and have them work in pairs on something were learning.</p>
The teaching was good and a lot of resources were given for help. The problem sets were very helpful in better understanding the material. However I felt that I maybe had to teach myself some things because I was very confused with the notes in class and it moved so quickly.
The teaching was also great. Professor Porter was helpful and easy to access outside of every class. There were no weaknesses in his teaching
Very passionate teacher with a lot of excitement that keeps me engaged in class
The instructor is very clear and makes hard topics more understandable through his teaching. Sometimes the visuals can be hard to read however.
I think Professor Porter is an excellent teacher, he is knowledgeable, understanding, and attentive. He was very effective in conveying knowledge considering how short this class was. Like I said before, this class being pass/fail, a lot of students didn't pay much attention, but Tyler still taught with enthusiasm. Since I took statistics in highschool, I'm responding to his class information really well, but I think for a lot of people he might be going too fast.
Sometimes over challenging and confusing, moves at a very fast pace
I think the teaching was very effective, and I could tell he really cared if students were understanding or not. I think everything in class was easily relatable to the problem sets.
Teaching is very concise and informative; aligns well with assignments.
Little bit unclear and unorganized, but offered a lot of help and loves his students.
<p>Strengths: provides many examples, offers extra help</p> <p>Weaknesses: could be clearer with explanations</p>
The professor covered a lot of material in a way that was understandable which was great.
A strength of the teaching was professor Porters enthusiasm about the subject at hand, it made the course much more engaging. A weakness of the teaching was that I never felt like I was being taught how to solve the problems that were going to be asked of me in the problem sets. When I got to the problem sets I often did not know where to start or what was being asked of me.
Professor Porter was an amazing professor and I will definitely look to take a class with him in the future. He was genuinely very interested in helping his students succeed.
There were tangents where I could not thoroughly follow his thinking, and some of the example problems were pretty confusing and hard to follow. Though asking questions helped me understand and follow him a little more.

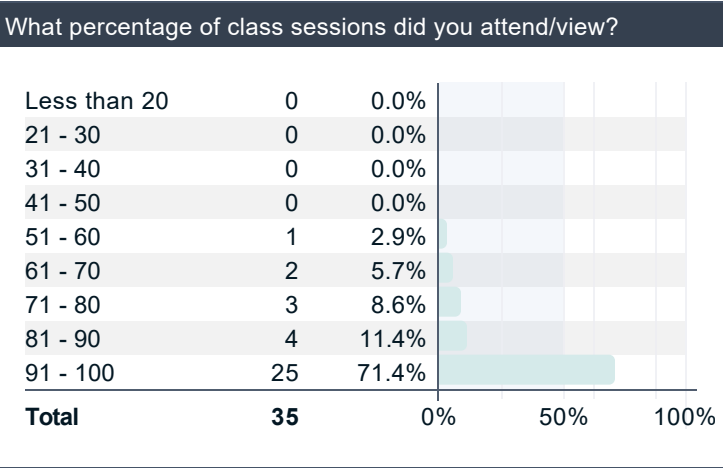
Comments
Professor Porter is very knowledgeable about the subject he is teaching and cares a lot about the students. He is always willing to help and gives extra help during office hours and so on. He also is very nice with submitting Problem sets if certain obstacles come up in people's lives. I think he could've done a better job of focusing on important material and actually learning it rather than just writing down information.
Tyler is a fantastic professor and always goes the extra mile to help his students. He is very accessible during office hours, even adding multiple sessions on the weekend before finals.

Do you have any other comments? Feel free to clarify the reasons for particular ratings above or comment on anything else not yet addressed.

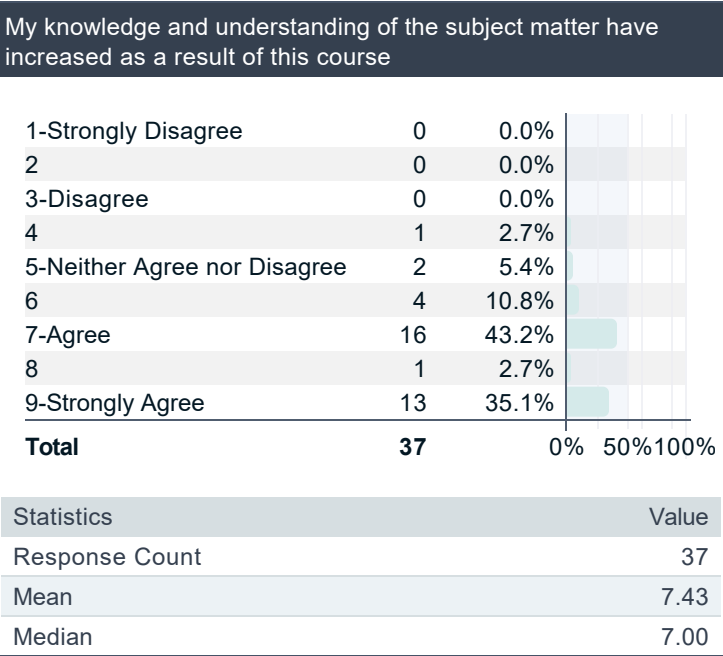
Comments
He was a great professor who also cared about his students. I had been going through something during midterms and he was able to help me and guide me through my problems. I had a great time in this class.
N/A
No
No.
none
None
I have no other comments
no
I hope that Tyler gets to teach a higher level Econ class. I think the quarterly structure combined with the pass/fail grading system makes a lot of students not take him seriously. He is a very smart professor and I hope he can teach at a higher level where he can earn the proper respect he deserves.
Nope.

Instructor Selected Questions

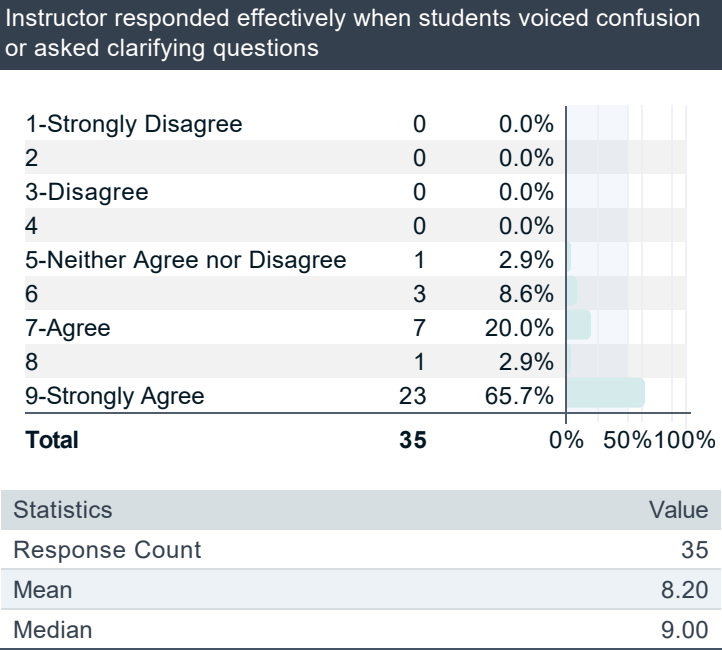
What percentage of class sessions did you attend/view?



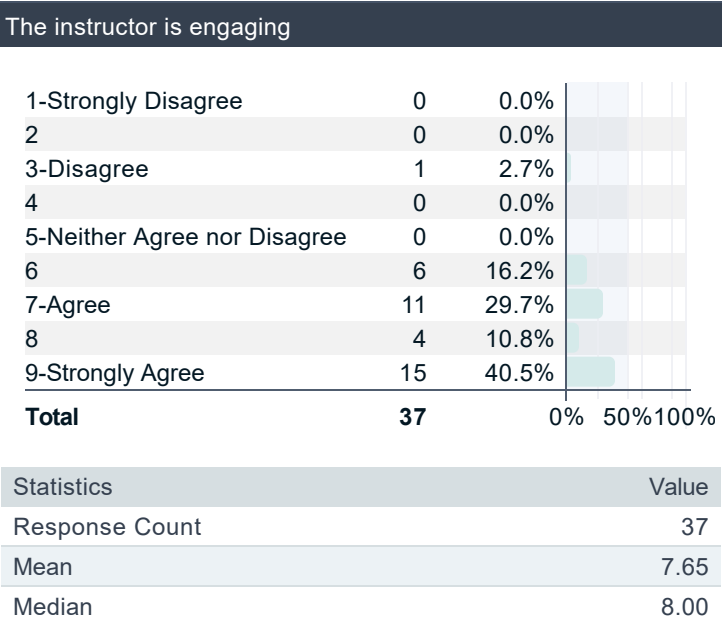
My knowledge and understanding of the subject matter have increased as a result of this course



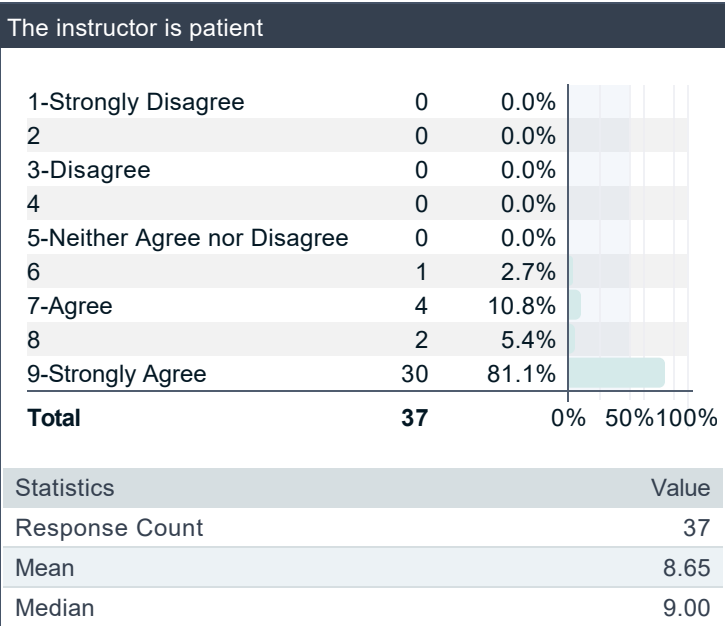
Instructor responded effectively when students voiced confusion or asked clarifying questions



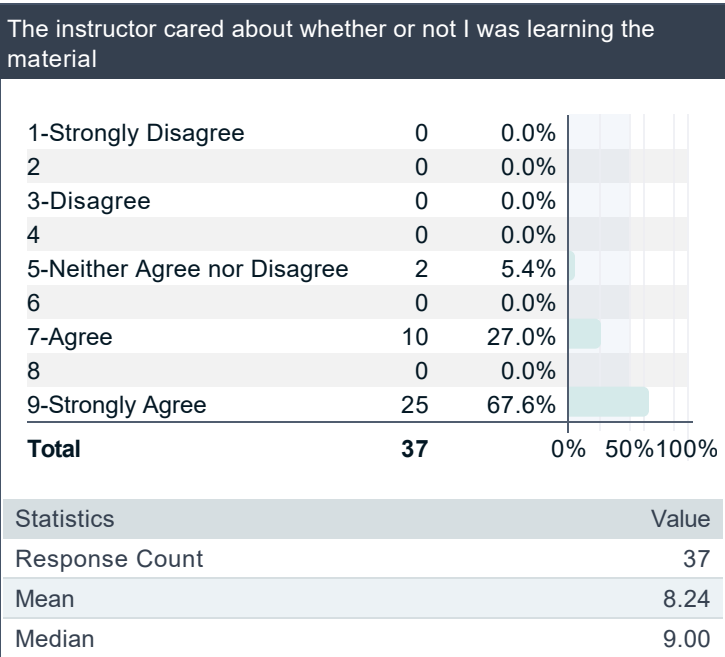
The instructor is engaging



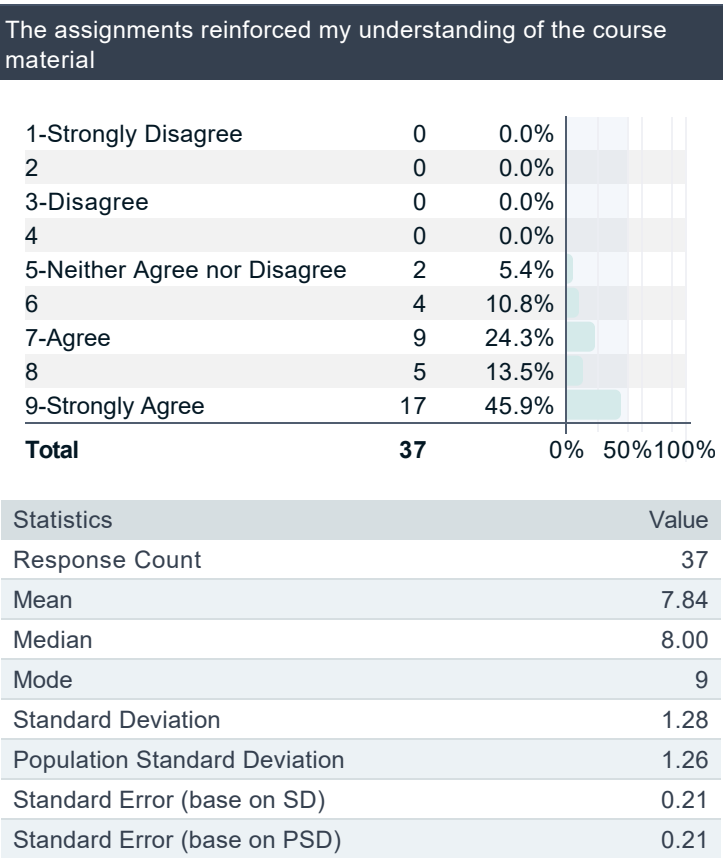
The instructor is patient



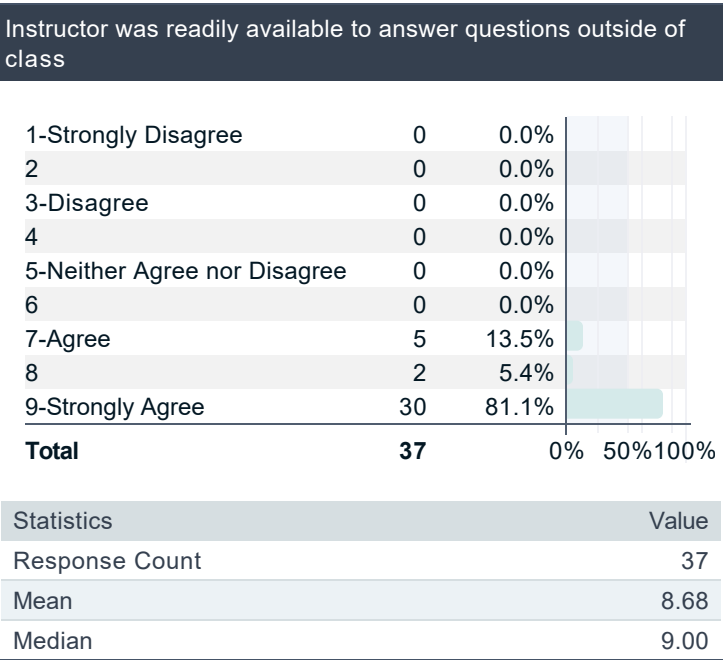
The instructor cared about whether or not I was learning the material



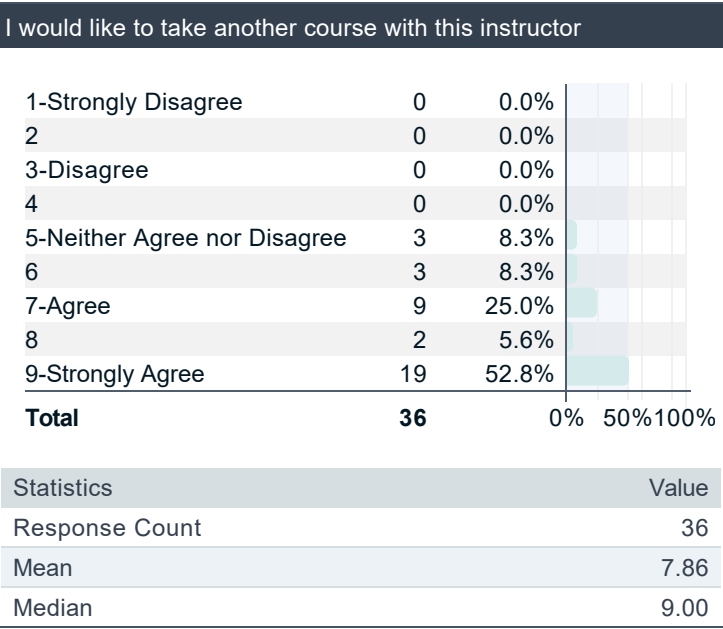
The assignments reinforced my understanding of the course material



Instructor was readily available to answer questions outside of class



I would like to take another course with this instructor



Comment on one important thing you learned during this course

Comments
Equations on excel!!!!!!! Super helpful for the future and will 1000% be using those equations for the rest of my life
Sometimes, you have to take that risk.
One things that I thought was explained well and will stick with me is the definition of conditional probability.
How to asses data in excel
I learnt about covariance and correlation
How stats are valued
How to utilize statistical methods in economical experiences
I knew pretty much nothing about probability and statistics before this course so it was really beneficial to learn these basics especially just the basic probability properties and how to calculate expected value and variance.
Probability
Probability
I understood how different research methods ca affect data sets and can lead to misinformation.
The laws of Probability
I learned how to explain basketball scenarios using vocabulary and concepts from this class
I learned about how to used probability for large data sets.
Having taken stats in high school, a lot of the class material aren't new to me, but I think the last chapter was really cool to me. The google sheets/coding was really interesting, and I can't wait to take Econ 300.
Probability of certain sets
I took this class as a statistics prerequisite for my study abroad next semester, but I did find probability pretty interesting, particularly the parts about risk aversion and gambling.
Conditional distribution was taught very efficiently.
I learned a lot about applying stats to other math subjects.
I learned probability formulas.
How to sit down for an hour and twenty minutes straight and just take notes
Time management